

Curriculum Half Termly Overview



School Days
















Year group - 1

Term - Autumn 1



Wow moment:

Visiting a church and dragon drama.

English text types		SPAG											
<p>Core text: Zog - Julia Donaldson and other stories which feature dragons and dinosaurs.</p> <p>Story type: Meeting tale Focus: Description Model text: The Somethingsaurus Film unit: Adventures are the pits</p> <p>The children will have an amazing half term focusing on a range of texts including Zog - Julia Donaldson and other stories which feature dragons and dinosaurs. We will look at developing the children's ability to write simple sentences including a capital letter, finger spaces between each word and full stops. Throughout the half term, we will practise handwriting where we will focus on letter formation and the size of our letters. Our model text, 'The Somethingsaurus' is an interesting text about a mystery animal that hatches from an egg and experiences the world for the first time. The children will work on developing their description using their senses and adding detail using adjectives. (Describing words).</p> <p>Non-fiction text type: Recount Non-fiction model text Zog at school The children will create recounts of Zog's first day at school focusing on all the different activities that Zog completed and comparing them to their own experiences.</p>		<p>Focus on</p> <ul style="list-style-type: none"> Using finger spaces. Capital letters Full stops The children will write simple sentences and practise their handwriting focusing in the letter formation. 											
Maths	Tables and Mental Maths	MFL											
<p>Week 1-3: Number: Place value within 10</p> <ul style="list-style-type: none"> Sort, count and represent objects and practise reading and writing numbers under 10. Count forwards and backwards to 10 from any given number and practise finding one more and one less. 1:1 correspondence to start to compare groups using equal, more/greater, less / fewer, most / least. Introduce < > and = and use these symbols to compare numbers. Order groups of objects, numbers and begin to use ordinal numbers (1st, 2nd, 3rd) Introduce the number line - what it looks like and how we can use it as a tool. <p>Week 4-6: Addition and Subtraction</p> <ul style="list-style-type: none"> Introduce part whole model and addition symbol Begin to look at fact families (addition facts) and number bonds for numbers within 10. Compare number bonds Practise addition - adding together, adding more and subtractions finding a part Look at subtraction - taking away, how many left? crossing out, breaking apart Learn about fact families - the 8 facts Finding the difference Compare addition and subtraction statements. 	<ul style="list-style-type: none"> Practise counting 1 - 10. Introduce addition and subtraction under 10. 	<p>Focus:</p> <ul style="list-style-type: none"> Celebrating birthdays. Recognising similarities between words in different languages. Enjoying a short story. Reacting to food items. Observing the preparation of a simple dish: tasting and reacting. 											
Science	Computing	PSHE											
<p>Everyday materials: We will look at the difference between an object and materials and begin to investigate how one object can be made from more than one material. The children will work on identifying different materials including wood, plastic, glass, metal, water, and rock and practise describing these materials by naming their properties. E.g. metal is strong, smooth, shiny and stiff.</p>	<p>Computer Systems and Networks. (Technology around us.) Throughout this topic the children will learn that devices and technology can be used in the home, at school and in the community. iPads can be used for lots of different reasons and digital skills can be used in lots of different subjects. They will create a digitally changed photograph using different apps</p> <table border="1" style="width: 100%; text-align: center; border-collapse: collapse;"> <tr> <td></td> <td></td> <td></td> <td></td> <td></td> </tr> <tr> <td>Book creator</td> <td>Camera</td> <td>Modiv</td> <td>Picollage</td> <td>Photos</td> </tr> </table>						Book creator	Camera	Modiv	Picollage	Photos	<p>Jigsaw - Being me in my world We will focus on:</p> <ul style="list-style-type: none"> Developing a sense of belonging and feeling safe and happy. Reconnecting with friends Being positive and looking forward to learning Managing worries and fears 	
													
Book creator	Camera	Modiv	Picollage	Photos									
		RE											
		<p>What can we learn about Christianity from visiting a church? The children will visit a church and learn about who a vicar is and how the church is used. They will also learn about the Harvest festival and how Christians celebrate Harvest.</p>											
Geography	History	PE											
<ul style="list-style-type: none"> N/A 	<p>I'm making history: Changes within living memory. In Year 1, we will begin to understand what the word past means and identify that we all have a past focusing on the children's memories of their lives so far and branching this out to their parents and grandparents. (Where appropriate). We will begin to sequence key events in our lives and introduce the word chronological by showing the children some simple timelines of events.</p>	<p>This half term the children will be working on two different PE units. On a Monday, they will work with a sports coach from Sunderland SAFC and focus on multi skills games. On a Wednesday, the children will focus on a PE unit called Rolla ball where they will develop their ball skills and participate in team games with a focus on improving simple tactics for attacking and defending.</p>											
Art	D&T	Music											
<p>3D mural - <u>Street View</u> Artist: James Rizzi (American pop artist)</p> <ul style="list-style-type: none"> The children will practise using different materials to design and make artwork in the style of American pop artist: James Rizzi. 	<ul style="list-style-type: none"> N/A 	<p>Introducing beat: How can we make friends when we sing together?</p> <ul style="list-style-type: none"> This half term the children will celebrate a wide range of musical styles. We will work on using untuned percussion including the drums and then introduce the glockenspiel and focus on tuned percussion. 											